

Tomato & Fruit Processing System



Tomato Processing:
Paste & Concentrate,
Peeled Products

Fruit Processing:
Continental & Tropical
Juice,
Puree & Pieces



Tomato Processing: Paste and Concentrate Line

TOMATO PREPARATION

RECEIVING

WASHING

SORTING

CHOPPING

HOT/COLD
BREAK

REFINING

Receiving, Washing, Sorting & Chopping



Tomatoes are delivered to the plant and transferred to flumes through manual, mechanical or hydraulic means. Tomatoes are conveyed through the flumes to the washing and sorting area. Field material is removed from the tomatoes and then manual or electronic systems sort the product.

Equipment & Process Planning Variables:

- Fresh tomato capacity of the plant
- Harvesting methods
 - Hand*
 - Mechanical (type)*
- Delivery methods
 - Baskets or boxes*
 - Bins*
 - Gondolas*
- Sorting
 - Manual*
 - Electronic*
- Input into the break process
 - Chopped*
 - Whole tomatoes.*

Hot/Cold Break

This procedure provides even heating that inactivates the natural enzymatic process. The choice of hot or cold break depends on the final product to be obtained.

Equipment & Process Planning Variables:

- Input into the break process
 - Chopped*
 - Whole tomatoes*
- End Products
 - Soup*
 - Juice*
 - Concentrate*
- Customer requirements for end products
 - Color*
 - Texture*
 - Consistency*
 - Flavor*
 - Yield*
- Processing below or above 180°F/82°C.

Juice Refining

The juice is refined by removing the peel, and seeds from the pulp. This step results in juice that is ready for concentration.

Equipment & Process Planning Variables:

- Screen sizes
- Tonnage or product flow rate (gpm/lpm).

Evaporation

The highest quality paste is obtained by removing the water while preserving the color and organoleptic properties of fresh tomatoes.

Equipment & Process Planning Variables:

- Lowest anticipated incoming % solids
- Highest anticipated discharge product % solids
- Preferred discharge temperature range
- Break process used
- Boiler capacity, pressure, available volume.

General Planning Information*

Identify the:

- Hours per day of harvest
- Hours per day of processing
- Length of the operating season
- Plans for additional capacity
- Customers/Markets for each end product

Local electricity cost per kW/hr.

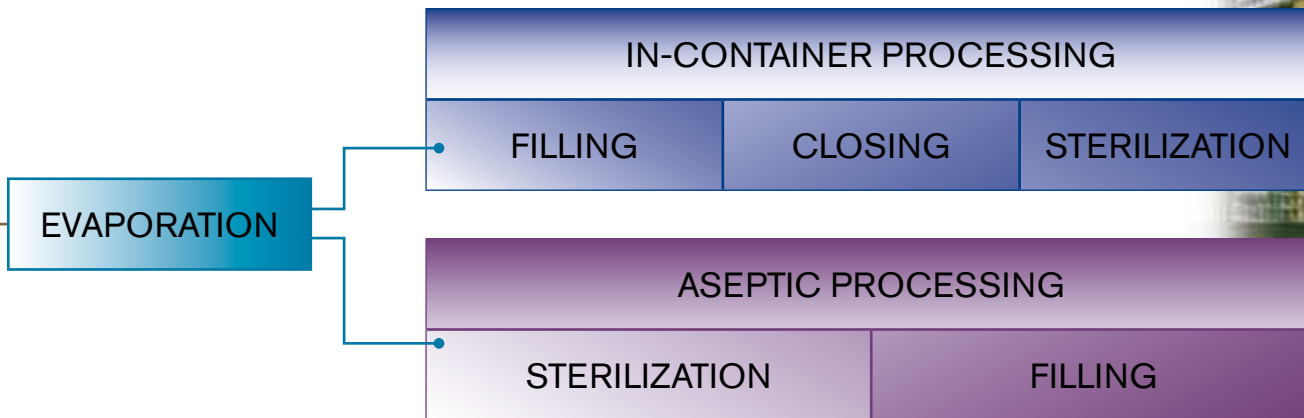
Local steam generation cost/kg. or lb.

Plant or floor space constraints

Special circumstances or issues

*Separate information is required for each product on this equipment line.





In-Container Filling, Closing and Sterilization

Containers are filled with paste, enter a closing machine where a lid is seamed to the can, then they are conveyed to a cooker where the product is heated to sterilization temperature, held, cooled and made ready for warehousing.

Equipment & Process Planning Variables:

- Container types
- Container sizes
- Required cpm
- Minimum initial product temperature
- Maximum final shaken and unshaken product temperatures
- Preferred heating medium
Steam
Water
- Cooling water source and temperature range
Ground water
Cooling tower
Chilled.



Aseptic Sterilization and Filling

Quality improves when commercial sterility can be obtained with minimal heat damage. In a closed system tomatoes are heated, held at temperature to obtain commercial sterility, and aseptically cooled to ambient temperature. The sterilized paste is then filled into aseptic bags. 300 gallon/1000 liter bags are filled in a box. 55 gallon/200 liter bags are either filled flat and then placed in a drum, or filled directly inside the drum. Drums or bins are labeled and ready for shipment and/or storage at ambient temperatures.

Equipment & Process Planning Variables:

Infeed to Sterilizer

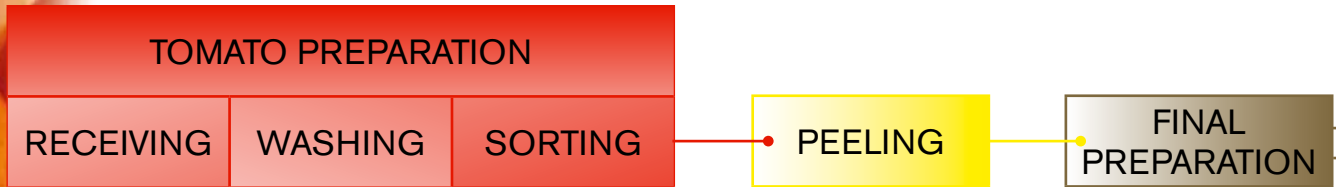
- Product feed temperature
- Product sterilization process
- Product filling temperature
- Product flow rate (gpm/lpm).

Filler Discharge

- Type(s) and size(s) of outer container(s)
Drums
Bins
Other
- Ambient storage temperature range.



Tomato Processing: Peeled Products



General Planning Information*

Identify the:

- Hours per day of harvest
- Hours per day of processing
- Length of the operating season
- Plans for additional capacity
- Customers/Markets for each end product

Local electricity cost per kW/hr.

Local steam generation cost/kg. or lb.

Plant or floor space constraints

Special circumstances or issues

*Separate information is required for each product on this equipment line.

Receiving, Washing & Sorting



Tomatoes are delivered to the plant and transferred to flumes through manual, mechanical or hydraulic means. Tomatoes are conveyed through the flumes to the washing and sorting area. Field material is removed from the tomatoes and then manual or electronic systems sort the product.

Equipment & Process Planning Variables:

- Fresh tomato capacity of the plant
- Harvesting methods
 - Hand*
 - Mechanical (type)*
- Delivery methods
 - Baskets or boxes*
 - Bins*
 - Gondolas*
- Basic Sorting
 - Manual*
 - Electronic.*

Peeling

Lye, steam and/or hot water is used to separate skins from the whole tomato. Scrubbers and/or pinch bed systems finish the peeling process. Usable by-product is often recovered from the non-lye processes for concentrate and/or topping media.

Equipment & Process Planning Variables:

- Importance of by-product recovery.

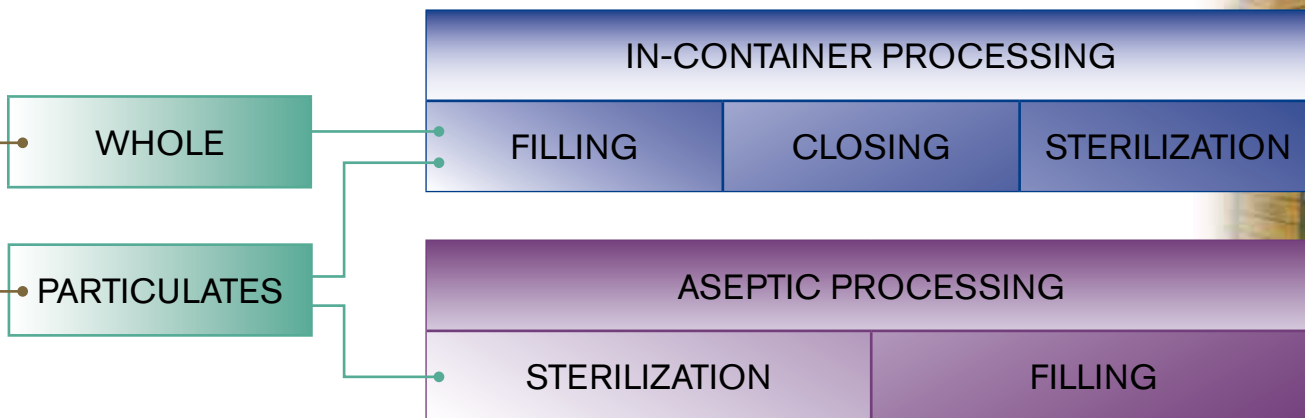
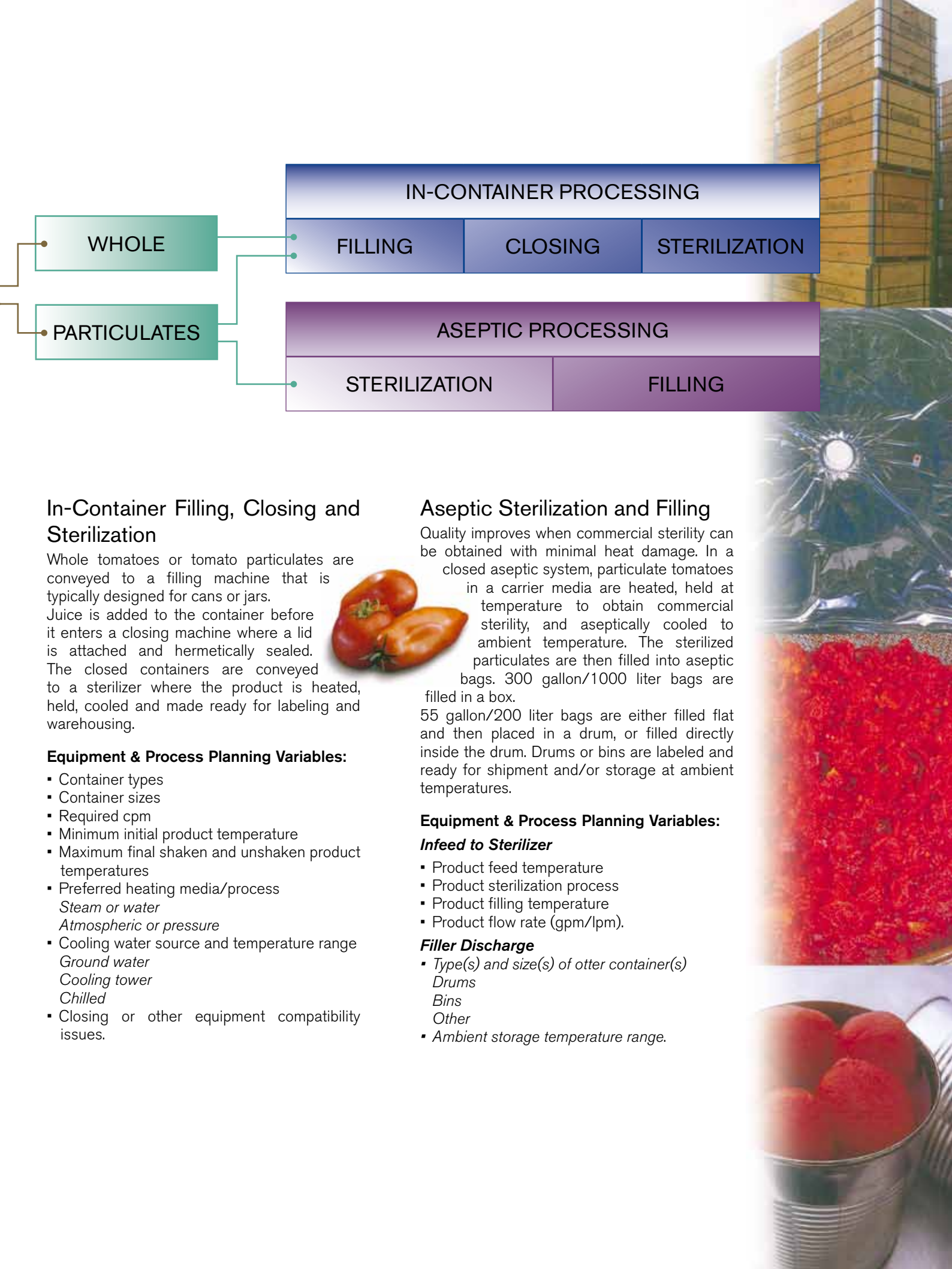
Final Preparation

After peeling, tomatoes are again sorted, graded and directed toward final preparation. As tomatoes are directed toward final processing they either remain whole or are cut and reduced in size. Calcium chloride is an option used in certain regions to maintain the shape and firmness of cut tomatoes.

Equipment & Process Planning Variables:

- Infeed Sorting & Grading
 - Manual*
 - Electronic*
- Particulates
 - Slice*
 - Wedge*
 - Crush*
 - Dice*
 - Other.*





In-Container Filling, Closing and Sterilization

Whole tomatoes or tomato particulates are conveyed to a filling machine that is typically designed for cans or jars. Juice is added to the container before it enters a closing machine where a lid is attached and hermetically sealed. The closed containers are conveyed to a sterilizer where the product is heated, held, cooled and made ready for labeling and warehousing.



Equipment & Process Planning Variables:

- Container types
- Container sizes
- Required cpm
- Minimum initial product temperature
- Maximum final shaken and unshaken product temperatures
- Preferred heating media/process
Steam or water
Atmospheric or pressure
- Cooling water source and temperature range
Ground water
Cooling tower
Chilled
- Closing or other equipment compatibility issues.

Aseptic Sterilization and Filling

Quality improves when commercial sterility can be obtained with minimal heat damage. In a closed aseptic system, particulate tomatoes in a carrier media are heated, held at temperature to obtain commercial sterility, and aseptically cooled to ambient temperature. The sterilized particulates are then filled into aseptic bags. 300 gallon/1000 liter bags are filled in a box.

55 gallon/200 liter bags are either filled flat and then placed in a drum, or filled directly inside the drum. Drums or bins are labeled and ready for shipment and/or storage at ambient temperatures.

Equipment & Process Planning Variables:

Infeed to Sterilizer

- Product feed temperature
- Product sterilization process
- Product filling temperature
- Product flow rate (gpm/lpm).

Filler Discharge

- Type(s) and size(s) of otter container(s)
Drums
Bins
Other
- Ambient storage temperature range.



Fruit Processing: Continental & Tropical - Juice,

FRUIT PREPARATION

Apple/Pear

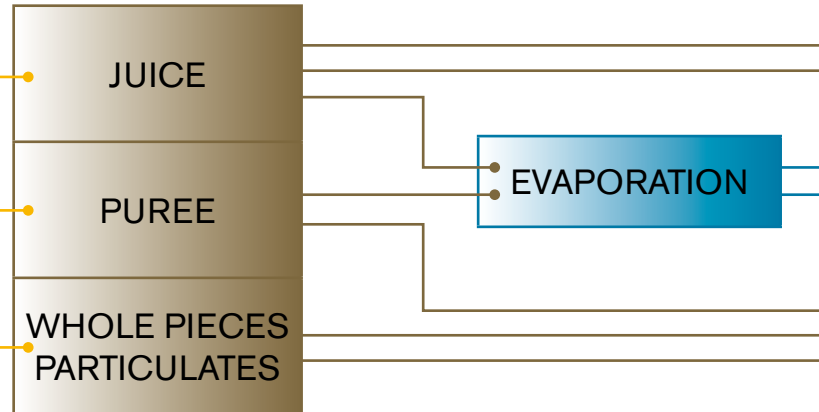
Sizing + Peeling + Coring + Slicing + Deaerating + Sorting

Peach

Sizing + Pitting + Repitting + Peeling + Grading + Sorting

Tropical Fruit

Crushing + Refining + Deaerating



General Planning Information*

Identify the:

- Hours per day of harvest
- Hours per day of processing
- Length of the operating season
- Plans for additional capacity
- Customers/Markets for each end product

Local electricity cost per kW/hr.

Local steam generation cost/kg. or lb.

Plant or floor space constraints

Special circumstances or issues

*Separate information is required for each product on this equipment line.

Receiving, Washing, Grading, Preparation & Sorting



Fruit is delivered to the plant and transferred to flumes or conveyers through manual, mechanical or hydraulic means.

Fruit is conveyed to the washing and sorting area. Field material is removed

from the fruit and then the product is initially sorted by manual or electronic systems.

The appropriate combination of preparation processes depends on the type of fruit to be processed and whether the end product includes juice, particulates, whole pieces or puree. Typically, fruit preparation includes a combination of peeling, coring, pitting, repitting, crushing, slicing, deaerating and refining as well as additional grading and sorting.

Equipment & Process Planning Variables:

- Fresh fruit capacity of the plant
- Harvesting methods
 - Hand*
 - Mechanical (type)*
- Delivery methods
 - Baskets or boxes*
 - Bins*
 - Gondolas*
- Basic Sorting Manual Electronic
- Type(s) of Fruit
- Preparation Processes
 - Peeling*
 - Coring*
 - Pitting/Repitting*
 - Crushing*
 - Slicing*
 - Deaerating*
 - Refining*
 - Additional grading and/or sorting.*

Evaporation

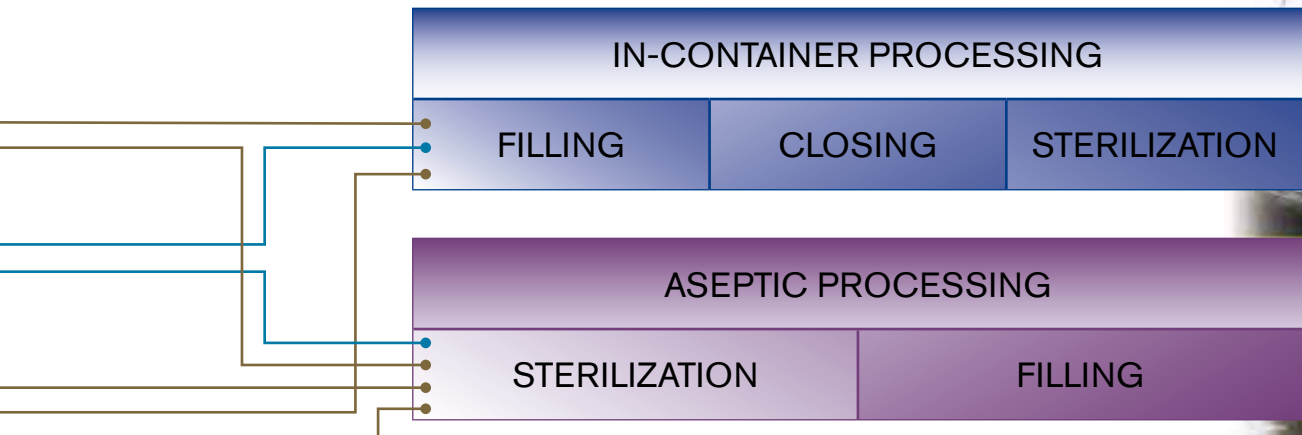
Water is removed from the juice stream to concentrate the product. The specific evaporation method to be used depends on the desired final product. The highest quality is obtained by removing the water while preserving the color and organoleptic properties of the fresh fruit.

Equipment & Process Planning Variables:

- Lowest anticipated incoming % solids
- Highest anticipated discharge product % solids
- Preferred discharge temperature range
- Products being concentrated
- Desired Finishes
 - Coarse*
 - Fine*
 - Clarified*
 - Custom*
- Boiler capacity, pressure and available volume.



Puree & Pieces



In-Container Filling, Closing and Sterilization

Fruit and juices are conveyed to the appropriate types of filling machines where containers are filled at predetermined ratios. The container then enters a closing machine where a lid is attached and sealed to the can. Closed containers are conveyed to a cooker where the product is heated to sterilization temperature, held, cooled and made ready for labeling and warehousing.

Equipment & Process Planning Variables:

- Container types
- Container sizes
- Required cpm
- Minimum initial product temperature
- Maximum final shaken and unshaken product temperatures
- Preferred heating media/process
Steam or water
- Preferred heating media/process
Atmospheric or pressure
- Cooling water source and temperature range
Ground water
- Cooling water source and temperature range
Cooling tower
- Cooling water source and temperature range
Chilled
- Closing or other equipment compatibility issues.



Aseptic Sterilization and Filling

Quality improves when commercial sterility can be obtained with minimal heat damage. In a closed aseptic system the fruit is heated, held at temperature to obtain commercial sterility, and aseptically cooled to ambient temperature. Certain fruits are cooled and/or stored below ambient temperatures to inhibit chemical changes which affect appearance. The sterilized product is then filled into aseptic tanks or aseptic bags. 300 gallon/1000 liter bags are filled in a box. 55 gallon/200 liter bags are either filled flat and then placed in a drum, or filled directly inside the drum. Drums or bins are labeled and ready for shipment and/or storage at ambient temperatures.

Equipment & Process Planning Variables:

Infeed to Sterilizer

- Product feed temperature
- Product sterilization temperature
- Product filling temperature
- Product flow rate (gpm/lpm)

Filler Discharge

- Type(s) and size(s) of outer container(s)
Drums
- *Bins*
- *Other*
- Ambient storage temperature range.





We are your single source for profitable processing solutions

JBT FoodTech is a leading provider of integrated food processing solutions.

From single machines to complete processing lines, we enhance value and capture quality, nutrition and taste in food products.

With a local presence on six continents, JBT FoodTech can quickly provide our customers and partners in the food processing industry with the know-how, service, and support needed to succeed in today's competitive marketplace.

Part of the technology presented in this brochure may be patented. JBT FoodTech, whose policy is to continuously improve its products, reserves the right to discontinue or change specifications, models or design without notice and without incurring obligation.



www.jbtfoodtech.com

Or for specific product lines:

www.jbtctrus.com
www.jbtfruit.com
www.jbttomato.com
www.jbttuna.com

Asia Pacific

John Bean Technologies (Shanghai) Co. Ltd.
Haitong Security Building room 3002-3003
No. 689 Guangdong Road
Shanghai 200001
China
Phone: +86.21.6341.1616
Fax: +86.21.6341.0708

Europe

John Bean Technologies SpA
Via Mantova 63/A
43122 Parma
Italy
Phone: +39.0521.908.411
Fax: +39.0521.460.897
sales.parma@jbt.com

North America

John Bean Technologies Corporation
400 Fairway Avenue
Lakeland, FL 33801
USA
Phone: +1.863.683.5411
Fax: +1.863.680.3672
citrus.info@jbt.com

John Bean Technologies Thailand Ltd.

16/F 253 Asoke Building
253 Sukhumvit 21 (Asoke) Road
Kwang Klongtoey, Khet Wattana,
Bangkok 10110, Thailand
Tel.: +66-2.261.4271/2
Fax: +66-2.261.4099

John Bean Technologies NV
Breedstraat 3
9100 Sint-Niklaas
Belgium
Tel.: +32-3.780.1211
Fax: +32-3.777.7955
fpsd.info@jbt.com

John Bean Technologies Corporation
2300 Industrial Avenue
Madera CA 93639
USA
Tel.: +1-559.661.3200
Fax: +1-559.661.3156
madera.fpsd@jbt.com

South Africa

John Bean Technologies (Pty) Ltd.
Koper Street
Brackenfell
Cape Town, South Africa 7560
Phone: +27.21.982.1130
Fax: +27.21.982.1136
citrus.info@jbt.com

JBT FoodTech, S.L.
Julián Camarillo 26, 4º
28037 Madrid
Spain
Phone: +34.91.304.0045
Fax: +34.91.327.5003
foodtech.spain@jbt.com

South America

John Bean Technologies Mq. e Equip. Ind. Ltda.
Av. Eng Camilo Dinucci 4605
14808-900 Araraquara, São Paulo
Brazil
Phone: +55.16.3301.2000
Fax: +55.16.3332.0565
latinamerica.info@jbt.com

Latin America

JBT de México S de RL de CV
Calle Oceanía #102
Fracc. Industrial Unidad Nacional II
66350 Santa Catarina, NL
México
Tel.: +52.81.8123.7055
Fax: +52.81.8123.7054
citrus.info@jbt.com